



Maryland Grain Bids

Reporting Date

Cash Bids

June 14, 2017

Harvest Bids

Upper Eastern Shore

Grain	Low	High	Average
Corn No. 2	\$3.66	\$4.31	\$3.97
Wheat No. 2	No Bid	No Bid	No Bid
Barley No. 2	No Bid	No Bid	No Bid
Soybeans No. 2	\$8.58	\$8.93	\$8.86

Upper Eastern Shore

Harvest	Low	High	Average	
Corn No. 2	17-Dec	\$3.99	\$4.13	\$4.05
Wheat No. 2	17-Jul	\$3.85	\$4.10	\$4.05
Barley No. 2	17-Jul	\$2.25	\$2.35	\$2.33
Soybeans No. 2	17-Nov	\$8.64	\$8.84	\$8.77

Mid Eastern Shore

Grain	Low	High	Average
Corn No. 2	\$3.86	\$4.31	\$4.11
Wheat No. 2	No Bid	No Bid	No Bid
Barley No. 2	No Bid	No Bid	No Bid
Soybeans No. 2	\$8.58	\$9.03	\$8.72

Mid Eastern Shore

Harvest	Low	High	Average	
Corn No. 2	17-Dec	\$4.00	\$4.19	\$4.08
Wheat No. 2	17-Jul	\$4.05	\$4.10	\$4.06
Barley No. 2	17-Jul	\$2.25	\$2.35	\$2.28
Soybeans No. 2	17-Nov	\$8.64	\$8.89	\$8.78

Lower Eastern Shore

Grain	Low	High	Average
Corn No. 2	\$3.71	\$4.21	\$3.96
Wheat No. 2	No Bid	No Bid	No Bid
Barley No. 2	No Bid	No Bid	No Bid
Soybeans No. 2	\$9.08	\$9.23	\$9.16

Lower Eastern Shore

Harvest	Low	High	Average	
Corn No. 2	17-Dec	No Bid	No Bid	No Bid
Wheat No. 2	17-Jul	\$4.10	\$4.10	\$4.10
Barley No. 2	17-Jul	\$2.35	\$2.35	\$2.35
Soybeans No. 2	17-Nov	No Bid	No Bid	No Bid

Central Md

Grain	Low	High	Average
Corn No. 2	\$3.66	\$4.40	\$4.12
Wheat No. 2	No Bid	No Bid	No Bid
Barley No. 2	\$2.60	\$2.60	\$2.60
Soybeans No. 2	\$8.60	\$8.83	\$8.72

Central Md

Harvest	Low	High	Average	
Corn No. 2	17-Dec	No Bid	No Bid	No Bid
Wheat No. 2	17-Jul	\$4.25	\$4.25	\$4.25
Barley No. 2	17-Jul	\$2.35	\$2.35	\$2.35
Soybeans No. 2	17-Nov	No Bid	No Bid	No Bid

Western Md

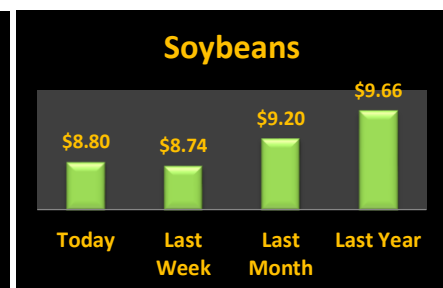
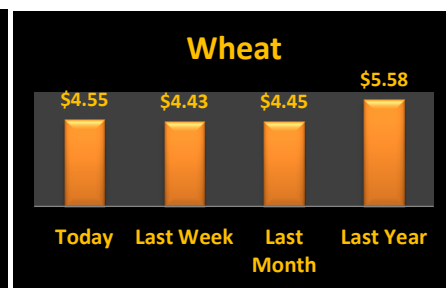
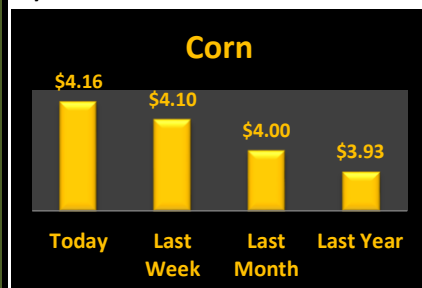
Grain	Low	High	Average
Corn No. 2	\$4.35	\$4.53	\$4.42
Wheat No. 2	\$4.39	\$4.76	\$4.55
Barley No. 2	\$2.70	\$3.35	\$3.01
Soybeans No. 2	\$8.54	\$9.02	\$8.82

Western Md

Harvest	Low	High	Average	
Corn No. 2	17-Dec	\$4.21	\$4.25	\$4.23
Wheat No. 2	17-Jul	\$4.60	\$4.70	\$4.65
Barley No. 2	17-Jul	\$2.70	\$2.70	\$2.70
Soybeans No. 2	17-Nov	\$8.92	\$9.00	\$8.96

State Average

Grain	Today's			Last Week	Compared to	Avg Last	
	Low	High	Average			Month	Year
Corn No. 2	\$3.66	\$4.53	\$4.16	\$4.10	\$0.06	\$4.00	\$3.93
Wheat No. 2	\$4.31	\$4.76	\$4.55	\$4.43	\$0.12	\$4.45	\$5.58
Barley No. 3	\$2.60	\$3.35	\$2.93	\$3.01	(\$0.08)	\$2.65	\$2.47
Soybeans No. 2	\$8.54	\$9.23	\$8.80	\$8.74	\$0.07	\$9.20	\$9.66



Source: Ag Market News LLC

DeAnne Haas and Dave Wert Reporters
570-490-5587

<http://www.agmarketnews.com>



USDA is an equal opportunity provider and employer.